	© ISO New England Inc. 2007	<b>Procedure: Evaluate NERC Tag</b>
	Process Name: Evaluate Real-Time External Transactions	
	Procedure Number: RTMKTS.0020.0020	Revision Number: 9
	Procedure Owner: Mike Zeoli	Effective Date: June 26, 2007
	Approved By: VP Operations	Review Due Date: July 1, 2008

# SOP-RTMKTS.0020.0020


## Evaluate NERC Tag

### Contents

1.	Objective .....	2
2.	Background .....	2
3.	Responsibilities.....	2
4.	Controls .....	3
5.	Instructions.....	3
	5.1 Notification and Response Time.....	3
	5.2 NERC E-Tag Request Review .....	4
	5.3 Creating a New Tag for Inadvertent Payback.....	5
	5.4 Communications.....	6
6.	Performance Measures.....	6
7.	References.....	6
8.	Revision History .....	7
9.	Attachments .....	7

*This document is controlled when viewed on the ISO New England Internet web site. When downloaded and printed, this document becomes **UNCONTROLLED**, and users should check the Internet web site to ensure that they have the latest version. In addition, a Controlled Copy is available in the Master Control Room procedure binder.*

*The information contained in this document is for use by ISO New England staff only and is subject to modification. ISO New England Inc. is not responsible for any reliance on this document by others, or for any errors or omissions or misleading information contained herein.*

	© <i>ISO New England Inc. 2007</i>	<b><i>Procedure: Evaluate NERC Tag</i></b>
	<b><i>Process Name: Evaluate Real-Time External Transactions</i></b>	
	<b><i>Procedure Number: RTMKTS.0020.0020</i></b>	<b><i>Revision Number: 9</i></b>
	<b><i>Procedure Owner: Mike Zeoli</i></b>	<b><i>Effective Date: June 26, 2007</i></b>
	<b><i>Approved By: VP Operations</i></b>	<b><i>Review Due Date: July 1, 2008</i></b>

## 1. Objective

The objective of this procedure is to evaluate the NERC E-Tag associated with Real-Time External Transactions. This procedure documents the responsibilities of ISO New England (ISO) staff.

Compliance with this procedure is necessary to allow Market Participants and others to schedule transactions, to support the Open-Access Same-Time Information System (OASIS) and to ensure reliable and cost-effective operation of the power system. This procedure affects Real-Time Market operation and Settlement.

## 2. Background


The submittal and dispatch of external transactions are governed by ISO New England Operating Procedure No. 9 – Scheduling and Dispatch of External Contracts (OP 9) and ISO New England Manual for Market Operations, M-11 (Manual 11). Real-Time External Transactions can be scheduled to flow over any of the inter area interfaces: New York Northern AC Ties, New York Cross Sound Cable (CSC), 1385 Cable, New Brunswick to New England (NB-NE) via Maine Electric Power Company (MEPCO), Hydro Quebec (HQ) - Phase II, or HQ – Highgate. Total Transfer Capability (TTC) is calculated for each interface in accordance with SOP-OUTSCH.0030.0020 – Perform Outage Coordination, which establishes the maximum amount of power that can be transferred reliably under the anticipated system conditions within NERC, NPCC, and ISO New England operating criteria.

### NOTE

For the purposes of this procedure, the term Real-Time External Transactions refers exclusively to transactions associated with the Energy Market.

## 3. Responsibilities

The Tariff, Scheduling and Oasis (TSO) Administrator is responsible for performing this procedure.

	© <b>ISO New England Inc. 2007</b>	<b>Procedure: Evaluate NERC Tag</b>
	<b>Process Name: Evaluate Real-Time External Transactions</b>	
	<b>Procedure Number: RTMKTS.0020.0020</b>	<b>Revision Number: 9</b>
	<b>Procedure Owner: Mike Zeoli</b>	<b>Effective Date: June 26, 2007</b>
	<b>Approved By: VP Operations</b>	<b>Review Due Date: July 1, 2008</b>

## 4. Controls

- NERC E-Tag data shall be submitted and received by the defined ISO deadline in order to be accepted for system use
- NERC E-Tag approval/denial shall be documented with dates and details through the appropriate logging system
- The NERC E-Tag for all Real-Time External Transactions is evaluated prior to the relevant Trading Deadline


## 5. Instructions

### 5.1 Notification and Response Time

#### NOTE

Software developed by the ISO will evaluate NERC tags upon submittal. If all sections relevant to the ISO (CA and/or TP) are accurate the software will approve the tag on the ISO's behalf. Otherwise it will deny tag. The TSO Administrator will be notified to take action if the tag is denied by ISO.

1. The TSO Administrator on shift is automatically paged by software each time a NERC E-Tag is denied by any party on the tag (including the ISO).
2. The TSO Administrator will notify the creating Purchasing Selling Entity (PSE) of the reason for denial if the NERC tag is denied by the ISO software.
3. The TSO Administrator will notify the creating PSE of the reason for denial if the NERC tag is denied due to a problem with any Transmission Provider within the ISO Control Area / Balancing Authority.
4. The TSO Administrator shall respond to NERC E-Tag requests in compliance with NERC guidelines as described in NERC Interchange Scheduling and Coordination Standards.


	© <b>ISO New England Inc. 2007</b>	<b>Procedure: Evaluate NERC Tag</b>
	<b>Process Name: Evaluate Real-Time External Transactions</b>	
	<b>Procedure Number: RTMKTS.0020.0020</b>	<b>Revision Number: 9</b>
	<b>Procedure Owner: Mike Zeoli</b>	<b>Effective Date: June 26, 2007</b>
	<b>Approved By: VP Operations</b>	<b>Review Due Date: July 1, 2008</b>

## 5.2 NERC E-Tag Request Review

### NOTE

The NERC E-Tag Number is a unique reference number automatically assigned to provide a unique record for each transaction. All external transactions require a NERC E-Tag in accordance with NERC Interchange Scheduling and Coordination Standards, at the time of submittal.

1. When required to act on a NERC tag , the TSO Administrator shall:
  - A. Access the Electronic Tagging System (ETS) via the Open Access Technologies Inc. (OATI).
  - B. Review the following information and compare with any applicable/required OASIS reservation information using the Transmission Access Management System (TAMS):
    - Valid OASIS Reservation Number as required:
      - HQ Phase 2 transactions: Interconnection Rights Holder (IRH) OASIS Reservation
      - NB transactions: MEPCO OASIS Reservation
      - New York Cross Sound Cable transactions: Cross Sound Cable OASIS Reservation
      - Highgate transactions:
    - Transaction path information
    - Energy profile
    - Start and stop date/time, to ensure that the OASIS reservation covers the NERC E-Tag period.
    - Timing of the request in accordance with NERC Standard, INT-001 – Interchange Transaction Tagging and the ISO Scheduling rules
  - C. Determine if the NERC E-Tag should be approved or denied in consideration of:
    - (1) Consistency of NERC E-Tag information with OASIS reservation as applicable
    - (2) Requirements of NERC Interchange Scheduling and Coordination Standards

	© <i>ISO New England Inc. 2007</i>	<b>Procedure: Evaluate NERC Tag</b>
	<b>Process Name: Evaluate Real-Time External Transactions</b>	
	<b>Procedure Number: RTMKTS.0020.0020</b>	<b>Revision Number: 9</b>
	<b>Procedure Owner: Mike Zeoli</b>	<b>Effective Date: June 26, 2007</b>
	<b>Approved By: VP Operations</b>	<b>Review Due Date: July 1, 2008</b>

2. If the NERC E-Tag is to be approved, the TSO Administrator shall set the NERC E-Tag status to the approved state.
3. If the NERC E-Tag is to be denied, the TSO Administrator shall:
  - A. Set the NERC E-Tag status to the denied state and document the reason on the NERC E-Tag via ETS.
  - B. Notify the creating PSE and explain the reason for denial.


### 5.3 Creating a New Tag for Inadvertent Payback

#### NOTE

If any Inadvertent Payback is scheduled as a bilateral transaction and confirmed with another Control Area / Balancing Authority, the Generation Operator will inform the TSO Administrator.

Unilateral Inadvertent Payback does not need a NERC tag.

1. If Inadvertent Payback that was scheduled in accordance with SOP-RTMKTS.0090.0010 – Schedule Next Hour External Transactions, the TSO Administrator shall create a NERC Tag.
2. On the Energy Trading System (ETS) select the “Create New Tag” button, which will open a new tag with new “Tag Code” number already assigned.
3. If needed change the number to match another series of tags.
4. Modify the Market Path as needed.
5. Modify the Transaction Start and Stop Dates:
  - If the tag ends on the 24<sup>th</sup> hour of the day select the next day (However when checking the days off in the Transaction Days field only, select the actual days.)
  - If tag is for single day, check the CONT box rather than the day itself
  - If the tag is for multiple days, select the days
6. When all the info is complete, select the “Enter Tag” button.
7. Review the information on the confirmation screen.
  - A. Check both the profile total and tag total fields

	© <b>ISO New England Inc. 2007</b>	<b>Procedure: Evaluate NERC Tag</b>
	<b>Process Name: Evaluate Real-Time External Transactions</b>	
	<b>Procedure Number: RTMKTS.0020.0020</b>	<b>Revision Number: 9</b>
	<b>Procedure Owner: Mike Zeoli</b>	<b>Effective Date: June 26, 2007</b>
	<b>Approved By: VP Operations</b>	<b>Review Due Date: July 1, 2008</b>

- B. Check the math for the tag total fields (profile multiplied by number of days)
  - C. If no errors are found, select the “Confirm” button
  - D. If there are errors, return to the tag and make corrections and submit again.
8. After confirming the tag and it appears on the scheduler’s OATI screen approve the tag in accordance with Section 5.2.

#### **5.4 Communications**


The TSO Administrator shall notify the Market Participant and NERC E-Tag creating PSE of any ISO denial of a NERC E-Tag and the reason for the denial in accordance with NERC Standards

#### **6. Performance Measures**

Meet the NERC timetables as described in NERC Interchange Scheduling and Coordination Standards.

#### **7. References**

- ISO New England Manual for Market Operations, M-11 (Manual 11)
- ISO New England Operating Procedure No. 9 – Scheduling and Dispatch of External Contracts (OP 9)
- OUTSCH.0030.0020 – Perform Outage Coordination
- NERC Standard INT-001 Interchange Information
- NERC Standard INT-003 Interchange Transaction Implementation
- NERC Standard INT-004 Dynamic Interchange Transaction Modifications
- NERC Standard INT-005 Interchange Authority Distributes Arranged Interchange
- NERC Standard INT-006 Response to Interchange Authority
- NERC Standard INT-007 Interchange Confirmation

	© <b>ISO New England Inc. 2007</b>	<b>Procedure: Evaluate NERC Tag</b>
	<b>Process Name: Evaluate Real-Time External Transactions</b>	
	<b>Procedure Number: RTMKTS.0020.0020</b>	<b>Revision Number: 9</b>
	<b>Procedure Owner: Mike Zeoli</b>	<b>Effective Date: June 26, 2007</b>
	<b>Approved By: VP Operations</b>	<b>Review Due Date: July 1, 2008</b>

NERC Standard INT-008 Interchange Authority Distributes Status

NERC Standard INT-009 Implementation of Interchange

NERC Standard INT-010 Interchange Coordination Exemptions

SOP-RTMKTS.0090.0010 – Schedule Next-Hour External Transactions

## 8. Revision History

Rev. No.	Date	Reason	Contact
0	03/01/03	Original	John Simonelli
1	12/01/03	Changes to the Controls and Performance Measures sections	John Simonelli
2	10/26/04	Revised to add in Highgate transactions, add in Performance Measure	John Simonelli
3	02/01/05	Updated SOP for RTO terminology	Mike Zeoli
4	03/28/05	Revised for Tagging Inadvertent Payback for NERC version 0	Mike Zeoli
5	02/16/06	Revised to remove info concerning VELCO, CPVS OASIS advance reservations. Define OATI	Mike Zeoli
6	3/22/06	Revised to include Tag Approval software automation, redefine language for tagging Inadvertent Payback	Mike Zeoli
7	09/14/06	Minor revisions for Responsibilities and NERC Tag evaluation	Mike Zeoli
8	05/07/07	Changed responsibilities for scheduling transactions from the Senior to the Generation Operator. Deleted references to Phase 1 since it has retired	Mike Zeoli
9	05/30/07	Revised for separation of 1385 Cable from the New York Northern AC tie	Mike Zeoli

## 9. Attachments

None.