	© ISO New England, Inc. 2011	<b>Master/ LCC Procedure # 10 Generator Governor Control and Operation</b>
		<b>Revision Number: 6</b> <b>Revision Date: March 10, 2011</b>
<b>Contact: ISO Director, Operations</b>		<b>Approved by: M/LCC Heads</b>
		<b>Review Due Date: March 10, 2012</b>

## Master/Local Control Center Procedure No. 10


### (M/LCC 10)

### Generator Governor Control and Operation

1.	References .....	2
2.	Purpose .....	2
3.	Introduction .....	2
4.	Definitions .....	2
5.	Applicability .....	2
6.	Procedure.....	3
7.	Logging Requirements.....	4
8.	Revision History.....	5
9.	Attachments.....	5

*This document is controlled when viewed on the ISO New England Internet web site. When downloaded and printed, this document becomes **UNCONTROLLED**, and users should check the Internet web site to ensure that they have the latest version. In addition, a Controlled Copy is available in the Master Control Room procedure binders at the ISO.*

*The information contained in this document is for use by ISO New England staff and the Local Control Centers and is subject to modification. ISO New England Inc. is not responsible for any reliance on this document by others, or for any errors or omissions or misleading information contained herein.*

	© ISO New England, Inc. 2011	<b>Master/ LCC Procedure # 10 Generator Governor Control and Operation</b>
		<b>Revision Number: 6</b> <b>Revision Date: March 10, 2011</b>
<b>Contact: ISO Director, Operations</b>		<b>Approved by: M/LCC Heads</b>
		<b>Review Due Date: March 10, 2012</b>

## 1. References

ISO New England Manual for Market Operations, Manual M-11 (Manual-11)

ISO New England Operating Procedure No. 14 - Technical Requirements for Generators, Demand Resources and Asset Related Demands (OP-14)

SOP-RTMKTS.0110.0010 - Maintain Real-Time Operational Data

SOP-RTMKTS.0125.0040 - Update Control Room Logs

## 2. Purpose

This procedure establishes a methodology for each Generator Designated Entity (DE) and ISO New England (ISO) to communicate the status of a Generator governor by ensuring that a blocked or non-functioning governor is reported to ISO. This reporting will allow ISO to ensure the continued reliable operation of the Bulk Power System.

## 3. Introduction


NERC Reliability Standards require Generator governor performance characteristic reporting and tracking, specifically for the purposes of maintaining the capability of generators to aid control of system frequency during an electric system disturbance.

## 4. Definitions

**Governors Free To Respond.** Turbine governors and HVDC controls, where applicable, should be allowed to respond to system frequency deviation, unless there is a temporary operating problem.

## 5. Applicability

This procedure applies to all Generators of ten (10) megawatts net output or greater that are equipped with governors operational for frequency response per ISO New England Operating Procedure No. 14 - Technical Requirements for Generators, Demand Resources and Asset Related Demands (OP-14).


	© ISO New England, Inc. 2011	<b>Master/ LCC Procedure # 10 Generator Governor Control and Operation</b>
		<b>Revision Number: 6</b> <b>Revision Date: March 10, 2011</b>
<b>Contact: ISO Director, Operations</b>		<b>Approved by: M/LCC Heads</b>
		<b>Review Due Date: March 10, 2012</b>

## 6. Procedure

### NOTE

The following steps outline the responsibilities of each Generator DE and the ISO Control Room Staff:


1. When reporting a non-functioning or blocked Generator governor, the Generator DE shall perform the following:
  - A. If applicable, submit a Redeclaration, per ISO New England Manual for Market Operations, Manual M-11 (Manual-11) indicating the Generator output is restricted, the level of restriction, and that this restriction is due to a non-functioning or blocked Generator governor control.
  - B. If the non-functioning or blocked Generator governor does not impact Generator performance (i.e., no redeclaration to Eco Max or MRR is required), report simply on the Generator governor status to the ISO Control Room.
  - C. If applicable, make a log entry of the Redeclaration date, time, reason, and Generator name. If the non-functioning or blocked Generator governor does not impact Generator performance (i.e., no redeclaration to Eco Max or MRR is required), the log entry should exclude the redeclared parameter and value.
  - D. Project the expected return-to-service time and date.
2. When the Generator governor problem no longer exists, the Generator DE shall perform the following:
  - A. If applicable, submit a Redeclaration, per Manual-11, indicating that the Generator output is no longer restricted.
  - B. If a non-functioning or blocked Generator governor does not impact Generator performance (i.e., no redeclaration to Eco Max or MRR is required), report to the ISO Control Room that the Generator governor is now functioning properly.
  - C. If applicable, make a log entry of the Redeclaration date, time, reason, and Generator name. If a non-functioning or blocked Generator governor did not impact Generator performance (i.e., no redeclaration to Eco Max or MRR is required), the log entry should exclude the redeclared parameter and value.

	© ISO New England, Inc. 2011	<b>Master/ LCC Procedure # 10 Generator Governor Control and Operation</b>
		<b>Revision Number: 6</b> <b>Revision Date: March 10, 2011</b>
<b>Contact: ISO Director, Operations</b>		<b>Approved by: M/LCC Heads</b>
		<b>Review Due Date: March 10, 2012</b>

3. When notified that a Generator governor problem that restricts the Generator performance capabilities, ISO Control Room Staff shall perform the following :
  - A. Accept the Generator Redeclaration, per SOP-RTMKTS.0110.0010 - Maintain Real-Time Operational Data.
  - B. Enter the Redeclaration in the Energy Management System (EMS) “Unit Limits” display with a Reason Code of “GC” (Governor Control).
  - C. Enter the date, time, reason, and Generator name in the Control Room Event Logserver (Logserver) per SOP-RTMKTS.0125.0040 - Update Control Room Logs.
  - D. Notify the applicable Local Control Center (LCC) of the non-functioning or blocked Generator governor.
  
4. When notified that the Generator governor condition no longer restricts Generator performance capabilities, ISO Control Room Staff shall perform the following :
  - A. Accept a Generator Redeclaration indicating that the Generator output is no longer restricted, per SOP-RTMKTS.0110.0010 - Maintain Real-Time Operational Data.
  - B. Enter the Redeclaration in the “Unit Limits” display.
  - C. Enter the return-to-service date and time in the Logserver per SOP-RTMKTS.0125.0040 - Update Control Room Logs.
  - D. Notify the applicable LCC that the Generator governor is now functional.
  
5. When notified that a non-functioning or blocked Generator governor does not restrict the Generator performance capabilities, ISO Control Room Staff shall perform the following:
  - A. Upon notification that a Generator is operating with a blocked or non-functioning governor, but that the manual operation can be maintained in accordance with the as-bid Generator characteristics, log the date, time, reason, and Generator name in the Logserver per SOP-RTMKTS.0125.0040 - Update Control Room Logs.
  - B. Upon notification that a Generator is no longer operating with a blocked or non-functioning governor, enter the return-to-service date and time in the Logserver per SOP-RTMKTS.0125.0040 - Update Control Room Logs.

## 7. Logging Requirements

All log entries, as defined in Section 6 of this procedure, shall be retained for a minimum period of 12 rolling months.

	© ISO New England, Inc. 2011	<b>Master/ LCC Procedure # 10 Generator Governor Control and Operation</b>
		<b>Revision Number: 6</b> <b>Revision Date: March 10, 2011</b>
<b>Contact: ISO Director, Operations</b>		<b>Approved by: M/LCC Heads</b>
		<b>Review Due Date: March 10, 2012</b>

## 8. Revision History

Rev. No.	Date	Reason
1	09/07/01	
2	09/01/04	Standardize procedure format and incorporate RTO language changes, Updated for software and terminology used in Standard Market Design
3	11/16/06	Revised NERC Standard reference and added communications to LCC pertaining to governor status
4	03/12/09	Biennial review completed; Changed header Contact Title from Manager, Operations to Director, Operations; Changed header Review Due Date: to be 24 months from the Effective Date;; Added dashes to OP abbreviations in References Section
5	08/24/09	Changed as applicable to reflect the EMU project; Minor clarifying grammatical and editorial changes; In Reference Section, added NERC Reliability Standard & Manual-11 and corrected the OP 1 title;
6	03/10/11	Biennial review by procedure owner; Minor editorial changes to format, replaced all Footer page numbers with Page X of Y format, updated Header copyright date; Section 1 deleted BAL-002, OP-1 & M/LCC 2; added SOPs RTMKTS.0110.0010 and RTMKTS.0125.0040; Modified Section 6.3.B, Section 6.3.C, Section 6.4.B, Section 6.4.C. Section 6.5.A & Section 6.5.B

## 9. Attachments

None.